

# All About Animal Adaptations Leveled Readers

*From the Smithsonian National Museum of Natural History*

# Note for teachers:

Welcome to our collection of Animal Adaptations Easy Readers. We hope these leveled texts provide an opportunity for your students to practice reading strategies while incorporating science learning into their reading.

These non-fiction leveled texts can be used in **small group reading** or can be assigned as **independent reading** based on the students reading level using these guidelines:

- AA (Pre-K: basic print concepts)
- A (entering K)
- B (mid K)
- C (End of K)
- D and E (entering 1st)
- G (mid 1st)
- K (mid 2nd grade)

Please also make sure to use our aligned comprehension questions to guide your conversations post-reading.

# Thank you!

# Level AA

Helps develop the following print concepts:

- One-to-one correspondence
  - Directionality
- Pictures correspond to the print

# All About Animal Adaptations



Written by: Silvana Oderisi

# All About Animal Adaptations

Written by: Silvana Oderisi



The museum.





The scientists.





The turtle.







The insect.





The owl.





The frog.





The whale.





The elephant.





→  
The animals.  
▲ ▲

# Level A

**Helps develop the following print concepts:**

- One-to-one correspondence
- Pictures correspond to the print
- Repeating language patterns
- Familiar vocabulary and sight words

# All About Animal Adaptations



Written by: Silvana Oderisi



# All About Animal Adaptations

Written by: Silvana Oderisi



This is a museum.



These are scientists.



This is a turtle.



This is an insect.



This is an owl.



This is a frog.



This is a whale.





This is an elephant.




These are the animals.

# Level B

**Helps develop the following print concepts:**

- One-to-one correspondence
- Pictures correspond to the print
- Repeating language patterns
- Familiar vocabulary and sight words

# All About Animal Adaptations



Written by: Silvana Oderisi

# All About Animal Adaptations

Written by: Silvana Oderisi



This is a museum.



The scientists can look.



The turtle can hide.





The insect can hide.



The owl can fly.



The frog can see.



The whale can swim.



The elephant can walk.



The animals can do a lot.

# Level C

**Helps develop the following print concepts:**

- Predictive text (repeated lines and phrases)
  - Simple content
- Familiar vocabulary and sight words

# All About Animal Adaptations



Written by: Silvana Oderisi



# All About Animal Adaptations

Written by: Silvana Oderisi



Look! This is a building.  
It is a museum.



Look! These are the scientists.  
They can look.



Look! This is a turtle.  
They can hide.



Look! This is an insect.  
They can hide.



Look! This is an owl.  
They can fly.



Look! This is a frog.  
They can see.




Look! This is a whale.  
They can swim.





Look! This is an elephant.  
They can eat.



Look! Here are the animals.  
They can do a lot!

# Level D

**Helps develop the following print concepts:**

- Predictive text (repeated lines and phrases)
  - Simple content
- Familiar vocabulary and sight words

# All About Animal Adaptations



Written by: Silvana Oderisi

# All About Animal Adaptations

Written by: Silvana Oderisi



Here is a building.  
It is a museum.



Here are the scientists.  
They can study animals.



Here is a turtle.  
They can hide in their shell.





Here is an insect.  
They look like a leaf.



Here is an owl.  
They have wings to help them to fly.




Here is a frog.  
They have eyes to help them to see.



Here is a whale.  
They have a tail to help them to swim.



Here is an elephant.  
They have a trunk to help them to eat.



Here are the animals.  
They can do many things!

# Level E

Helps develop the following print concepts:

- Simple informational text
- Some longer sentences
- Some three-syllable words
- Some easy contractions
  - 3 lines of text
- Familiar vocabulary and sight words

# All About Animal Adaptations



Written by: Silvana Oderisi



# All About Animal Adaptations

Written by: Silvana Oderisi



This is the National Museum of Natural History.

It's a place where scientists work. You can go here to learn about new things like animals.

These are scientists.

These scientists study  
plants and animals.

They study plants and animals  
by looking closely.





This is an **Eastern Box Turtle**. This turtle has a hard shell. The shell helps the turtle to hide from other animals.

This is a **Malaysian Leaf Insect**.

This green and brown insect looks like a leaf. The body helps the insect to **camouflage**.






This is a **Barred Owl**.

This owl has big eyes.

The big eyes help the owl to see at night.

This is a **Panamanian Golden Frog**. This frog has eyes on top of their head. The eyes help the frog to see around them.





This is a **Right Whale**.

This whale has large fins and  
a wide tail.

The tail and fins help the  
whale to swim.



This is an **African Elephant**.

This elephant has a long trunk. The trunk helps the elephant to eat and drink.






These animals all have **adaptations** that help them to live.

# Level G

Helps develop the following print concepts:

- Prepositional phrases and adjectives
- Some complex letter-sound relationships in words
- Some longer texts with repeating longer and more complex patterns
  - Different types of punctuation
  - Some compound sentences
    - Familiar content
- Some content-specific words introduced and explained in glossary

# All About Animal Adaptations



Written by: Silvana Oderisi

# All About Animal Adaptations

Written by: Silvana Oderisi

# Table of Contents

The National Museum of Natural History .....	2
Scientists at the Museum .....	3
The Eastern Box Turtle .....	4
The Malaysian Leaf Insect .....	5
The Barred Owl .....	6
The Panamanian Golden Frog .....	7
The Right Whale .....	8
The African Elephant .....	9
Animal Adaptations .....	10
Glossary .....	11



## The National Museum of Natural History

Welcome to the National Museum of Natural History! There are a lot of scientists who **research** many topics inside the museum. Many people visit this museum to learn more about animals.

## Scientists at the Museum

These are scientists like the ones who work at the museum. Some scientists can be biologists. A biologist is a scientist who studies biology. Biology is the study of living things.







## The Eastern Box Turtle

Eastern Box Turtles have a hard shell that helps them to hide from other animals.

Their shells also have a brown and yellow pattern.

## The Malaysian Leaf Insect

Malaysian Leaf Insects have a leaf-like body shape that helps them to **camouflage** and blend into their surroundings. This type of camouflage is called **mimicry**.







## The Barred Owl

Barred Owls have big eyes that help them to see at night. They also have feathers and wings to help them fly silently to catch their **prey**.

## The Panamanian Golden Frog

Panamanian Golden Frogs have eyes on top of their head to help them see all around them. This helps them spot **predators** and **prey** more easily. They also have yellow skin that warns predators that they are **toxic** to eat.





## The Right Whale

Right Whales have large fins and a wide tail which help them to swim better. They also are very large animals which helps keep them safe from **predators**.


## The African Elephant

African Elephants have a long trunk that helps them to eat food and drink water. They also have big feet to walk on the ground and large ears to fan themselves when it gets hot.



# Animal Adaptations

These animals all have **adaptations** that help them to live in their **environment**: in the water, on the land, or in the air. The next time you see an animal, think about their **adaptations**.



# Glossary

**Adaptations (n.):** behaviors or body parts of an animal or plant that help it to survive

**Camouflage (v.):** when an animal's body shape or color helps them hide or blend into their surroundings

**Environment (n.):** all the living and non-living things that surround an animal or plant

**Mimicry (n.):** a type of camouflage when an animal or plant looks like another animal or plant

**Predators (n.):** a living thing that eats animals

**Prey (n.):** a living thing that is eaten by other living things

**Research (v.):** to investigate or search for information on a topic

**Toxic (adj.):** poisonous or harmful



# Level K

Helps develops the following print concepts:

- Some longer sentences
- Prepositional phrases and adjectives
  - Some easy contractions
    - 3 lines of text
- Different types of punctuation
- Some compound sentences
  - Familiar content
  - New vocabulary

# All About Animal Adaptations



Written by: Silvana Oderisi

# All About Animal Adaptations

Written by: Silvana Oderisi

# Table of Contents

The National Museum of Natural History .....	2
Scientists at the Museum .....	3
The Eastern Box Turtle.....	4
The Malaysian Leaf Insect.....	5
The Barred Owl.....	6
The Panamanian Golden Frog.....	7
The Right Whale.....	8
The African Elephant.....	9
Animal Adaptations.....	10
Glossary.....	11



## The National Museum of Natural History

Welcome to the National Museum of Natural History where there are hundreds of scientists who **research** various topics. Many people also visit this museum to learn more about animals and their amazing **adaptations.**

## Scientists at the Museum

These are scientists like the many who work at the museum. Scientists can be biologists who study living things.

Biologists gather important information called **data** about plants and animals.

They use this data to learn more about the animal and share their knowledge with people all around the world.





## The Eastern Box Turtle

Eastern Box Turtles have a hard shell with brown and yellow patterns that helps the animal to camouflage from predators. Their unique patterns also make them look different from other Eastern Box Turtles.

## The Malaysian Leaf Insect

Malaysian Leaf Insects have a leaf-like body shape that helps the animal to **camouflage** and blend into their surroundings. They live in areas where there are lots of trees with plenty of leaves to camouflage. This type of camouflage is known as **mimicry**.








## The Barred Owl

Barred Owls have large eyes that help the animal to see better at night. But, how big are they really? If an owl were the size of a human their eyes would be the size of grapefruits. They also have feathers and wings to help them fly silently through the night sky to catch their camouflaged **prey.**

## The Panamanian Golden Frog

The Panamanian Golden Frog has eyes on top of their head which helps the animal to see all around them. This helps them spot **predators** more easily. They also have yellow skin that warns predators that they are **toxic** to eat. In fact, a Panamanian Golden Frog is so toxic that it has enough toxins in their skin to kill 1,200 mice.





## The Right Whale

Right Whales have large fins and a wide tail which help the animal to swim better through the deep waters of the Ocean.

They also are massive animals weighing in around 140,000 pounds. This protects them from many **predators** who might be scared because of their size.

## The African Elephant

African Elephants have a long trunk that helps them to gather food and, because it can hold two gallons of water, it also helps them to drink water. As the largest land animal, they have big feet that allow them to walk on the ground and large ears for cooling down in the heat of the African Savanna.



## Animal Adaptations

Every animal has special **adaptations** that help them to live in their **environment**: in water, on land, or in air. It's their adaptations that make it possible for them to live there. The next time you see an animal, think about its **adaptations** that help it to survive.



# Glossary

**Adaptations (n.):** behaviors or body parts of an animal or plant that help it to survive

**Camouflage (v.):** when an animal's body shape or color helps them hide or blend into their surroundings

**Environment (n.):** all the living and non-living things that surround an animal or plant

**Mimicry (n.):** a type of camouflage when an animal or plant looks like another animal or plant

**Predators (n.):** a living thing that eats animals

**Prey (n.):** a living thing that is eaten by other living things

**Research (v.):** to investigate or search for information on a topic

**Toxic (adj.):** poisonous or harmful